



VISUAL ART VIRTUAL LEARNING

ART II: MASTERPIECE MONDAY

MAY 11TH, 2020



LESSON: 05-11-2020

OBJECTIVE/LEARNING TARGET:

Students will learn about history and culture as they tour some of the famous historical sites of Italy

Take a closer
look at a Famous
Architecture

Explore a
technique or
Artist happening
somewhere in the
world right now!

Figure drawing
challenges

Masterpiece
Monday

Technique
Tuesday

What's Up
Wednesday

Thumbnail
Thursday

Figure
Friday

Practice Skills
Known and new
techniques

Small, loose
sketches of
objects we find or
design concepts

ON THIS MASTERPIECE MONDAY WE WILL BE EXPLORING ITALY & SOME OF THE WONDERS OF THIS HISTORICAL COUNTRY

I would like you to begin your learning today by taking the Google Arts and Culture tour of some of the historical sites and wonders of Italy

Follow the link below:

<https://artsandculture.google.com/story/SgURh00pxashDA>


The next few slides will highlight a few of the stops on the tour above

THE RUINS OF POMPEII

As of 1997 Pompeii has been considered a World Heritage Site.

This great city was covered in at least 19ft of volcanic ash in 79 CE, by an eruption of Mount Vesuvius..

<https://www.britannica.com/place/Pompeii>



THE RUINS OF POMPEII

While this of course destroyed the town and those inhabiting it, it is a marvel to Archeologists due to the incredible way that artifacts and buildings were preserved in the ashes of the volcanic eruption.



LEANING TOWER OF PISA

View this video to
learn more about this
Architectural marvel:

<https://www.youtube.com/watch?v=XZ-r8a9C4fE>

For more facts and
history feel free to
check out this website:


<http://www.towerofpisa.org/>



ROMAN PANTHEON

Most likely dedicated around 126 AD.

Originally built as a temple to the gods, it was then made into a church and now still stands as a major tourist attraction and World Heritage Site.



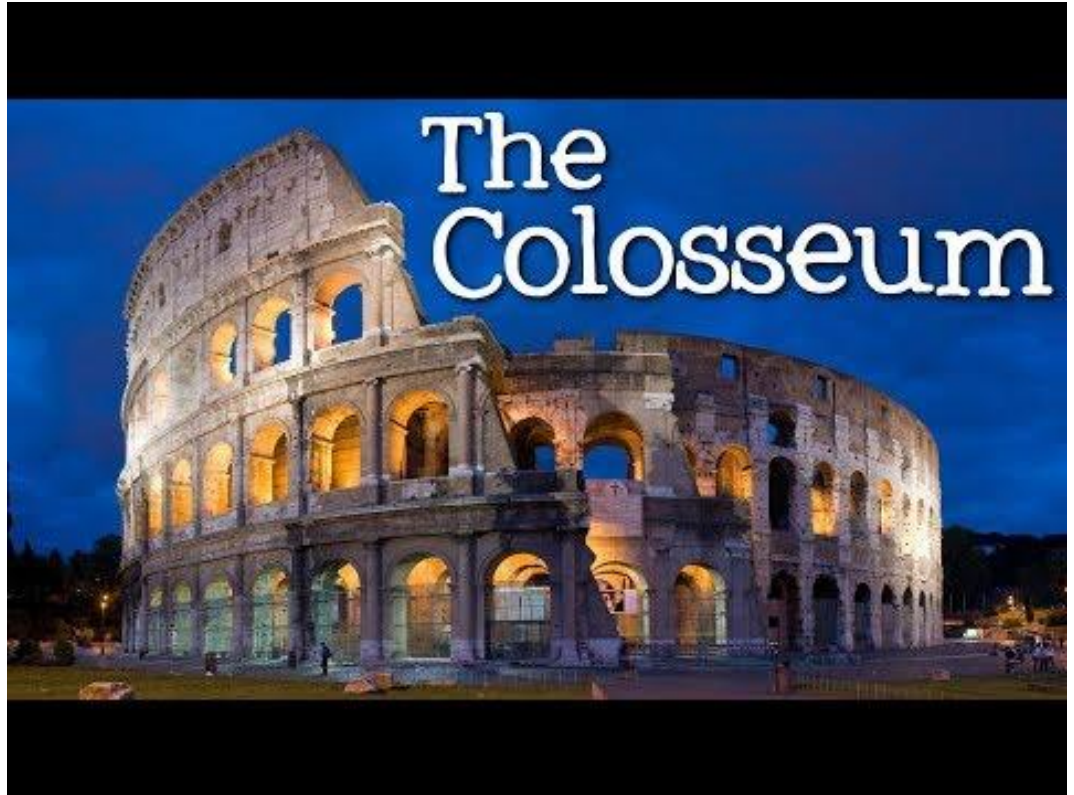
<https://smarthistory.org/the-pantheon/>

THE COLOSSEUM AKA THE FLAVIAN AMPHITHEATER



Follow here for more
facts & History:

<https://www.nationalgeographic.org/encyclopedia/colosseum/>



<https://www.youtube.com/watch?v=e-x74MFiWkg>

POSTERS WE USE TO
TEACH YOU...

ELEMENTS & PRINCIPLES OF ART

LINE

Line is the path of a point moving through space



PATTERN

Pattern refers to the repetition or reoccurrence of a design element, exact or varied, which establishes a visual beat.



SHAPE / FORM



Shape implies spatial form and is usually perceived as two-dimensional. Form has depth, length, and width and resides in space. It is perceived as three-dimensional.

RHYTHM / MOVEMENT

Rhythm or movement refers to the suggestion of motion through the use of various elements.



COLOR

Colors all come from the three primaries and black and white. They have three properties – hue, value, and intensity.




PROPORTION / SCALE

Proportion is the size relationship of parts to a whole and to one another. Scale refers to relating size to a constant, such as a human body.



VALUE

Value refers to relative lightness and darkness and is perceived in terms of varying levels of contrast.



BALANCE

Balance is the impression of equilibrium in a pictorial or sculptural composition. Balance is often referred to as symmetrical, asymmetrical, or radial.



TEXTURE

Texture refers to the tactile qualities of a surface (actual) or to the visual representation of such surface qualities (implied).



UNITY

Unity is achieved when the components of a work of art are perceived as harmonious, giving the work a sense of completion.



SPACE / PERSPECTIVE

Space refers to the area in which art is organized. Perspective is representing a volume of space or a 3-dimensional object on a flat surface.



EMPHASIS

Emphasis refers to the created center of interest, the place in an artwork where your eye first lands.



HOW TO SHOW US
YOUR
CREATIONS...

We'd love to see your
work!!!

Email your art teacher and
be sure to tag your
principal as well.

abigail_gordon
@idschools.org